

Commodity Profile for Pulses-March, 2017

Contents

1. Pulses estimates for India (2016-17).....	2
2. Domestic Production of Major Pulses	2
3. Production of Pulses in India	3
4. India's export &import of Pulses.....	3
4.1 India's export of Major Pulses.....	3
4.2 India's import of Major Pulses	4
5. India's Trade Destination of Major Pulses for 2015-16	4
6. Movement of Domestic and International Prices.....	5
6.1 Chickpeas (Gram).....	5
6.2 Lentil (Masur).....	5
6.3 Tur (Arhar).....	6
6.4 Moong (Green Gram)	6
6.5 Urad (Black Gram)	7
7. Price movements of pulses in major domestic markets	7
8. Minimum Support Price (MSP)	8
9. Future Price of pulses.....	8
10. Trade Policy and Tariff Schedule	9
10.1 Export Policy	9
10.2 Import Policy	9

1. Pulses estimates for India(2016-17)

(Unit: Million Tonnes)

Table-1: Pulses Production, Trade, and Consumption of India				
2015-16	2016-17**	Particulars	Jan-17	Sources
16.35	17.82	Production	22.14#	DES
5.79	4.67	Total Imports	5.42##	DOC
22.14	22.49	Availability	27.56	
0.25	0.27	Total Exports	0.12##	DOC
21.89	22.22	Total Availability for Domestic Consumption	27.44	

Source: Directorate of Economics and Statistics (DES), Department of Agriculture & Cooperation (DAC) and Department of Commerce (DoC)

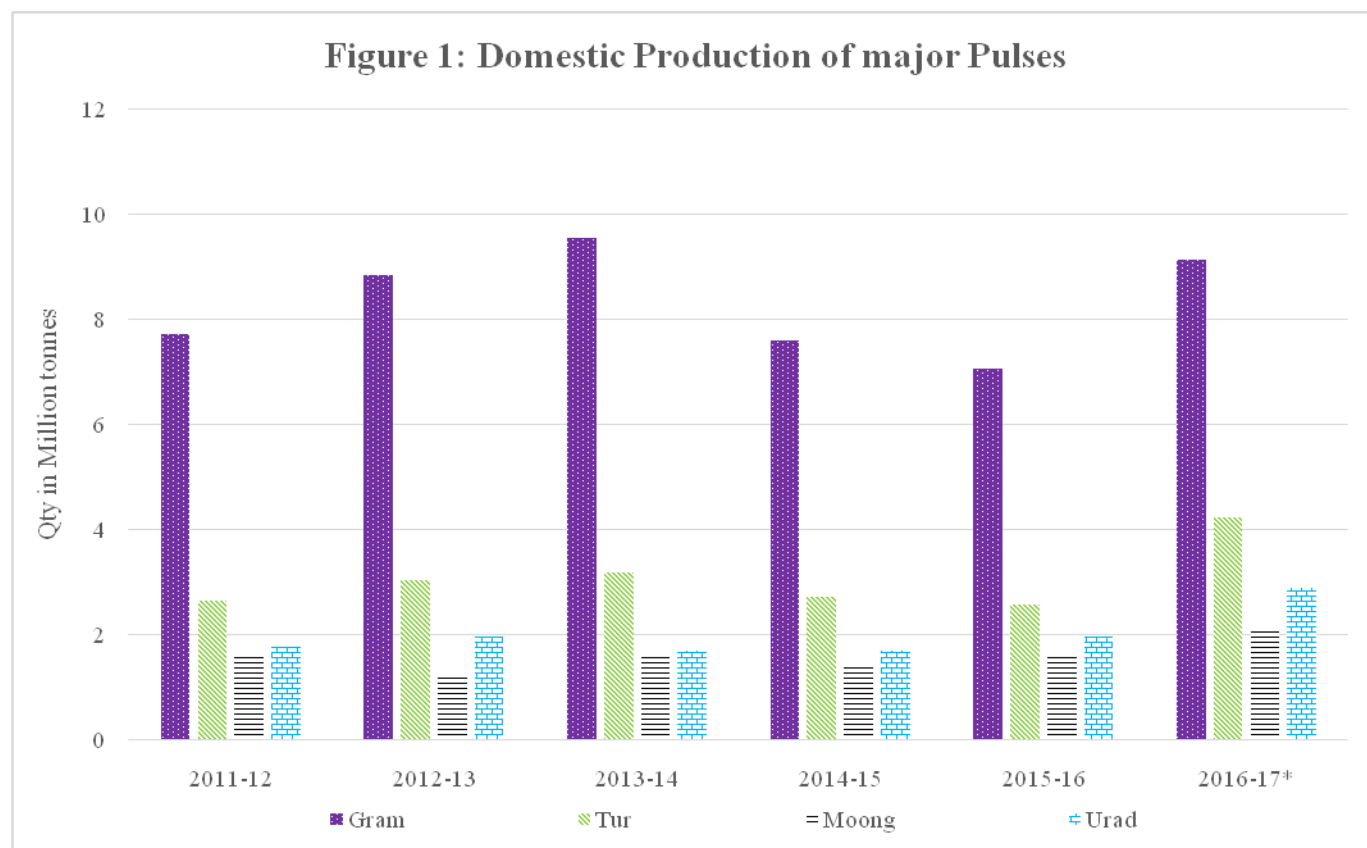
Availability: Production plus Total Imports; Total Availability for Domestic Consumption: Availability minus Total export.

** : For preparation of estimate for 2016-17, production, export and import are the last three years' average.

: Production estimates as per 2nd Advance Estimation for 2016-17.

: Export & import figures are for 2016-17 (Apr 2016-Jan 2017).

2. Domestic Production of Major Pulses



Source: Directorate of Economics and Statistics (DES)

* As per 2nd Adv Est for 2016-17.

- Production of Gram (chickpeas) is the highest among all pulses produced in the country.

3. Production of Pulses in India

(Unit: Thousand Tonnes)

Pulses/Year	2014-15	% Share in Total production	2015-16	% Share in Total production	2016-17*	% Share in Total production
Tur	2810.00	16.38	2560.00	15.65	4230.00	19.11
Gram	7330.00	42.74	7060.00	43.18	9120.00	41.20
Moong	1500.00	8.74	1590.00	9.72	2130.00	9.62
Urad	1960.00	11.42	1950.00	11.92	2890.00	13.05
Other Pulses	3550.00	26.69	3190.00	19.52	3770.00	17.03
Total Pulses	17150.00		16350.00		22140.00	

Source: Directorate of Economics and Statistics (DES)*: Based on 2nd Advance Estimates for 2016-17.

4. India's export & import of Pulses

4.1 India's export of Major Pulses

(Unit: Thousand Tonnes)

HS Code	Pulses/Year	2014-15	Share in Total Pulses Export (%)	2015-16	Share in Total Pulses Export (%)	2016-17 (Apr-Dec)	Share in Total Pulses Export (%)
07131000	Peas (Pisum Sativum)	3.91	1.76	6.44	2.52	6.43	6.53
07132000	Chickpeas (Garbanzos)	190.23	85.64	216.93	84.87	61.21	62.16
07133100	Moong/Urad	4.25	1.91	6.39	2.5	7.88	8.00
07134000	Lentils (Mosur)	7.98	3.59	11.77	4.60	11.76	11.94
07136000	Pigeon Peas (Tur)	1.22	0.55	4.02	1.57	9.22	9.36
Total Pulses		222.14		255.60		98.47	

Source: Department of Commerce

- Chickpeas contributes the single largest share in India's export basket of pulses registering 85.64% and 84.87% share in the total pulses export during 2014-15 and 2015-16 respectively.

4.2 India's import of Major Pulses

(Unit: Thousand Tonnes)

HS Code	Pulses	2014-15	Share in Total Pulses Import (%)	2015-16	Share in Total Pulses Import (%)	2016-17 (Apr-Dec)	Share in Total Pulses Import (%)
07131000	Peas (PisumSativum)	1951.97	42.57	2245.39	38.72	2657.24	49.02
07132000	Chickpeas (Garbanzos)	418.87	9.14	1031.48	17.79	421.02	7.76
07133100	Moong/Urad	622.88	13.58	581.60	10.03	468.34	8.64
07134000	Lentils (Mosur)	816.46	17.80	1260.19	21.73	447.85	8.26
07136000	Pigeon Peas (Tur)	575.22	12.54	462.71	7.98	573.74	10.58
Total Pulses		4584.84		5797.77		5420.25	

Source: Department of Commerce

- Peas (Matar) forms a major share in the total import of pulses.

5. India's Trade Destination of Major Pulses for 2015-16

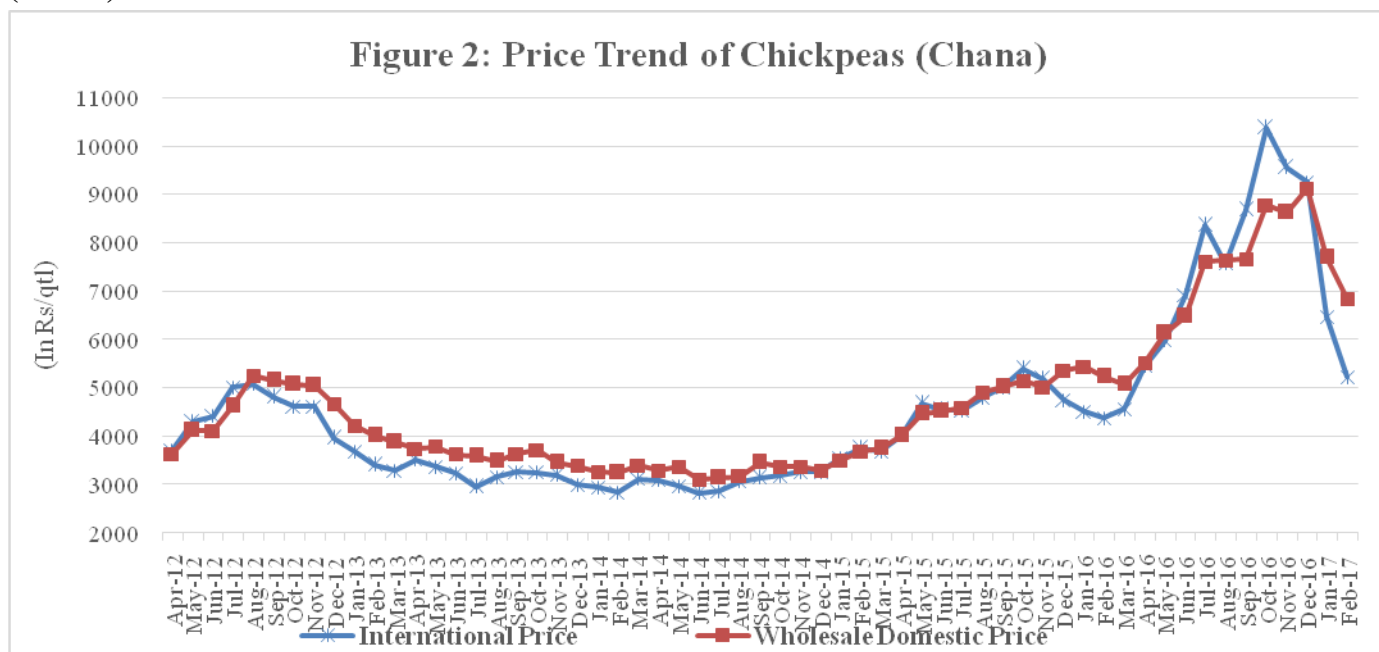
HS Code	Pulses	Top 5 Export Destinations	Top 5 Import Sources
07131000	Peas (PisumSativum)	Shri Lanka DSR (81.07%), Nepal (12.56%), Ukrain (4.28%), USA (1.63%), Bangladesh PR (0.42%)	Canada (60.97%), Russia (14.82%), USA (6.96%), France (5.36%), Luthuania (4.15%)
07132000	Chickpeas (Garbanzos)	Pakistan (35.60%), Algeria (15.17%), Turkey (8.58%), Sri Lanka (8.07%), U Arab EMTS (4.97%)	Australia (74.40%), Russia (16.49%), Tanzania (2.79%), Myanmar (0.92%), USA (0.74%)
07133100	Moong/Urad	USA (39.96%), Sri Lanka (13.05%), UK (9.86%), Australia (7.77%), Malaysia (7.63%)	Myanmar (70.37%), Kenya (7.43%), Australia (6.32%), Tanzania (3.15%), Uzbekistan (2.60%)
07134000	Lentils (Masur)	Sri Lanka DSR (43.39%), Bangladesh (18.11%), U Arab EMTS (8.35%), Egypt A RP (3.98%), USA (3.67%)	Canada (89.58%), USA (7.47%), Australia (2.88%), Turkey (0.03%), Mozambique (0.03%)
07136000	Pigeon Peas (Tur)	USA (40.79%), U Arab EMTS (18.28%), Canada (11.28%), UK (10.75%), Singapore (5.11%),	Myanmar (46.35%), Tanzania (18.71%), Mozambique (15.36%), Malawi (12.56%), Sudan (3.36%)

Source: Department of Commerce

6. Movement of Domestic and International Prices:

6.1 Chickpeas

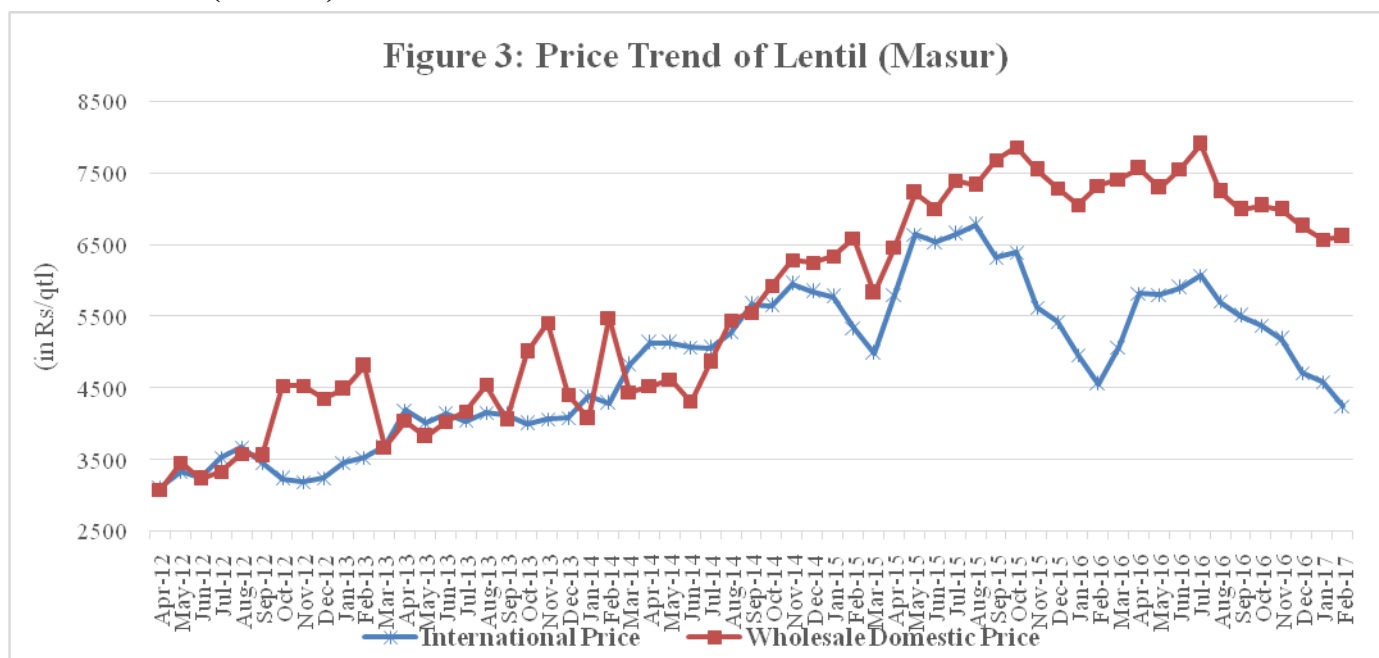
(Gram)



Source:-Department of Agriculture & Cooperation (DAC), Agmarknet, and Agriwatch

- The price for chickpeas in the domestic market and in the international market has been showing mixed trend.

6.2 Lentil (Masur)

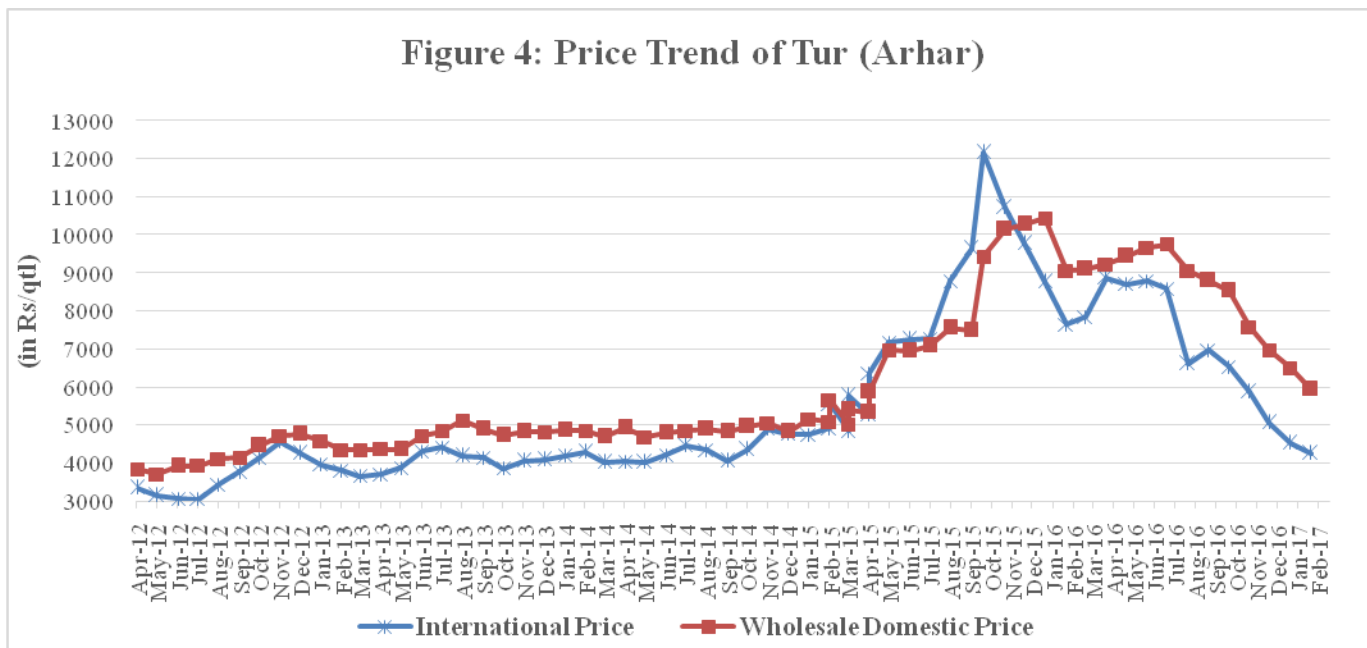


Source:-Department of Agriculture & Cooperation (DAC), Agmarknet, and Agriwatch

- There was a moderate to high price fluctuation for lentil (Masur Dal) in the domestic as well as in the international markets.

- The average domestic price was moderately high compared to the international price.

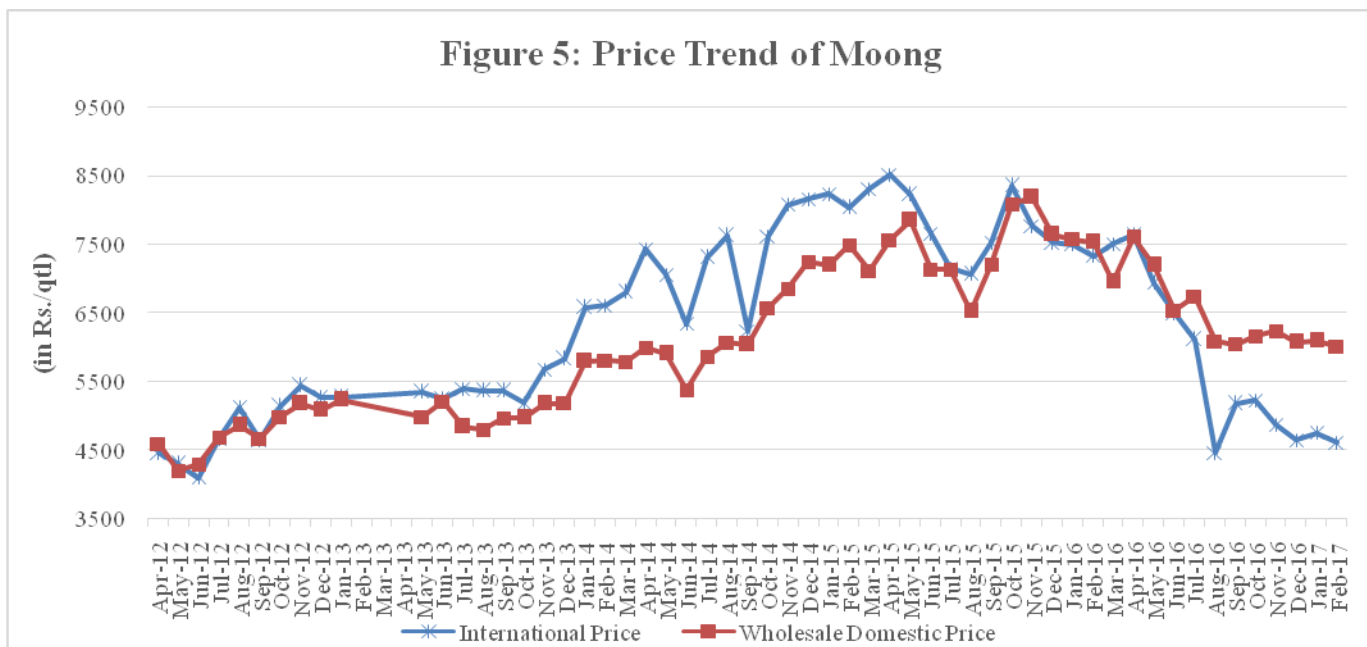
6.3 Tur (Arhar)



Source:-Department of Agriculture & Cooperation (DAC), Agmarknet, and Agriwatch

- The domestic prices for Tur (Arhar Dal) have been higher than that of international prices except March, 2015 to December, 2015.

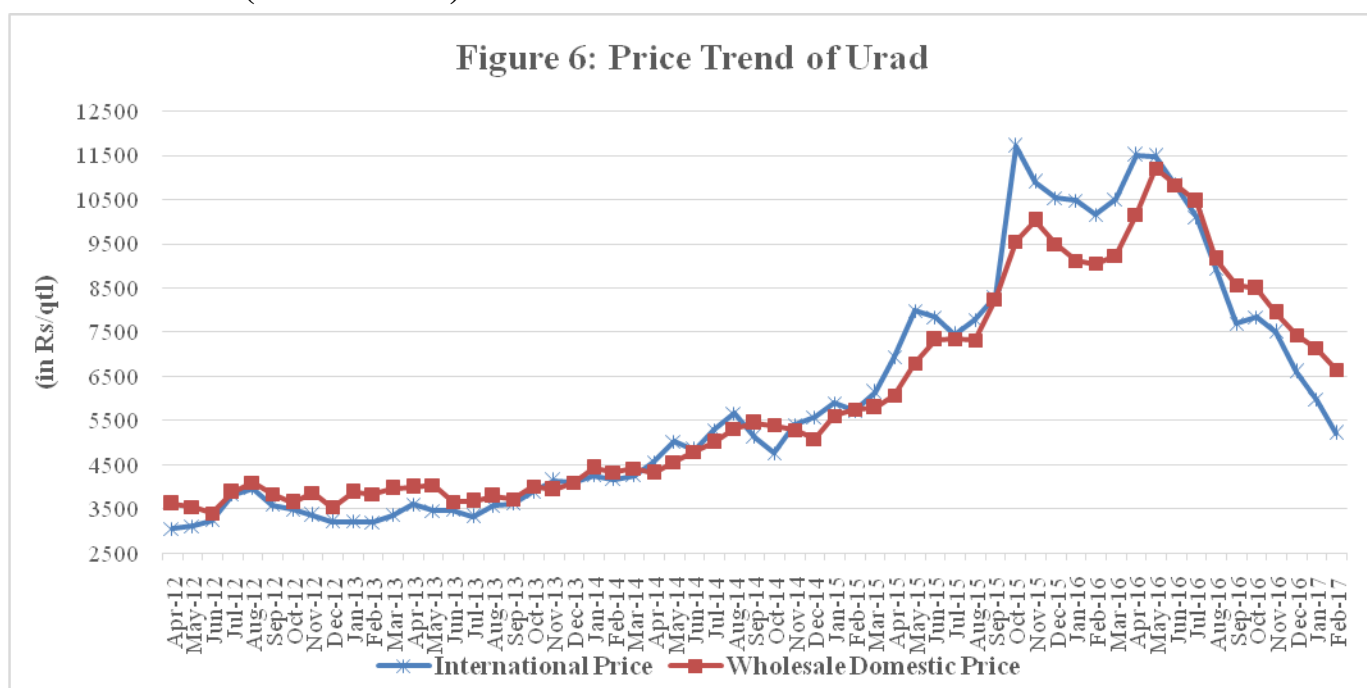
6.4 Moong (Green Gram)



Source:-Department of Agriculture & Cooperation (DAC), Agmarknet, and Agriwatch

- The price fluctuations in the international markets were higher than that of in the domestic market. International prices for Moong Dal have been higher than domestic prices from September 2012 to Oct, 2015.

6.5 Urad (Black Gram)



Source:-Department of Agriculture & Cooperation (DAC), Agmarknet, and Agriwatch

- The international prices for Urad (Kala Dal) have been higher than that of domestic prices from Sept, 2015 to Aug, 2016.

7. Price Movement of pulses in major domestic markets:

Major Pulses	Mandies	Feb-17	Jan-17	Feb-16	% Change (over previous month)	% Change (over previous year)
Chickpeas	Delhi	5277	6476	4624	-18.51	14.12
	Indore	5218	6617	4409	-21.14	18.35
	Bikaner	5605	7138	4500	-21.48	24.56
Lentil	Kanpur	4448	4858	5347	-8.44	-16.81
	Delhi	4514	5168	5282	-12.65	-14.54
	Indore	4409	4578	4846	-3.69	-9.02
Tur	Gulberga	4583	4822	8473	-4.96	-45.91
	Indore	4275	4574	8142	-6.54	-47.49
	Amravati	4442	4580	8450	-3.01	-47.43
	Vijaywada	4239	4493	7694	-5.65	-44.91
Urad	Jalgaon	NA	NA	NA	--	--
	Jaipur	5459	6092	9104	-10.39	-40.04
	Delhi	NA	NA	NA	--	--
Moong	Vijaywada	NA	NA	NA	--	--
	Indore	4645	4761	6742	-2.44	-31.10
	Jaipur	NA	NA	NA	--	--

Source: Agriwatch NA-Not available

8. Minimum Support Price (MSP)

(Unit: Rs/Quintal)

Pulses	2012-13	2013-14	2014-15	2015-16	2016-17
Tur	3850	4300	4350	4425^	4625@
Gram	3000	3100	3175	3425#	4000*
Moong	4400	4500	4600	4650^	4800@
Urad	4300	4300	4350	4425^	4575@
Lentil	2900	2950	3075	3325#	3950**

Sources: Commission for Agricultural Costs and Prices (CACP)

^Bonus of Rs. 200/quintal on Arhar, Moong and Urad and #Rs. 75/quintal on Gram and Lentil are payable over and above the MSP in 2015-16.

@ Bonus of Rs. 425/quintal on Arhar, Moong and Urad are payable over and above the MSP in 2016-17.

* including bonus of Rs. 200/quintal ** including bonus of Rs. 150/quintal

9. Future price of pulses:

- As per press release by SEBI, no new chana contract shall be launched till further orders w.e.f. 16th June, 2016. In respect of running contract in Chana, no new position will be allowed to be taken.
- No pulses are traded in future in international markets.

10. Trade Policy and Tariff Schedule

10.1 Export Policy

1. Under Advance Authorization Scheme, import of pulses is allowed for *export* after domestic processing and value addition (vide DGFT Public Notice No. 51 (RE-2013)/2009-14 dated 14th November, 2013)
2. The prohibition on exports of Pulses is not applied to export of (a) Kabuli Chana and (b) 10,000 MTs of organic pulses and lentils per annum. Export of organic pulses and lentils shall be subject to following conditions:
 - Quantity limit shall be 10,000 Tonnes per annum;
 - It should be duly certified by APEDA as being organic pulses and lentils;
 - Export contracts should be registered with APEDA, New Delhi prior to shipment;
 - Export shall be allowed only from Customs EDI Ports.
 - (Notification No. 38 ((RE-2012)/2009-14 dated 31st March, 2014).
3. Export of pulses to Bhutan have been exempted from any ban and without any quantitative restriction. (Notification No. 81 (RE-2013)/2009-14 dated 14th June, 2014.
4. The export of pulses to the Republic of Maldives has been permitted for the years 2014-15 to 2016-17 as per the quantities given below:

(Unit: Tonnes)

Table 6: The export of pulses to Maldives	
Year	Export
2014-15	87.85
2015-16	96.63
2016-17	106.29

Sources: Notification No. 77 (RE-2013)/2009-14 dated 27th March, 2014

10.2 Import Policy

Import of pulses is free without any quantitative restrictions

Table 7: Import Policy				
HS Code	Commodity	Tariff Schedule		
		Bound Duty	Statutory Duty	Applied Duty*
0713 10 00	Peas (PisumSativum)	50%	50%	Nil
0713 20 00	Chickpeas (Garbanzos)	100%	30%	Nil
0713 31 00	Moong/Urad	100%	30%	Nil
0713 40 00	Lentil (Mosur)	100%	30%	Nil
0713 60 00	Pigeon Peas (Tur)	100%	30%	Nil

Source: Directorate General of Foreign Trade (DGFT), Department of Revenue and World Trade Organization (WTO)

* Duty free import of all pulses has been extended without an end date vide Department of Revenue's Notification No. 61/2015-Customs dated 30th Dec, 2015.
